

# ROCK TRAILS



## **Newsletter of the StateLine Gem and Mineral Society**

VOLUME 58  
ISSUE XII  
DECEMBER 2018

### 2018 Officers and Directors

President: Sherman Kardatzke, 517 673-5487  
Vice President: Glenda Gafner, 517 403-6310  
Secretary: Richard Brzezicki, 269 267-7666  
Treasurer: Doris Brzezicki, 269 267-1123  
Past President: Edmund Jarzembki, 419 237-2000  
First Year Director: Kurt Miller, (419) 923-2090  
Second Year Director: Jan Hauter, 517 286-6971  
Third Year Director: Carl Mulholland, 517 539-2037  
Show Chairman: Sherman Kardatzke, 517 673-5487  
Co-Show Chair: Glenda Gafner, (517) 451-2079  
Publicity: Edmund Jarzembki, 419 237-2000  
Sunshine & Membership: Jan Hauter, Judy Snyder, Shirley MCGovern, and Nance Clarke  
Library: Kurt and Linda Miller.  
Education & Lapidary:  
Sherman Kardatzke, 517 673-5487  
Richard Brzezicki, 269 267-7666  
Newsletter Editor: Sandy Gerhart, 734 347-4796  
s\_gerhart@yahoo.com  
Website: <http://statelinegms.com/index.html>



### In This Issue:

- 1 Officers and Directors
- 2 President's Tidings
- 3 - 4 Secretary's Scoop
- 5 Photos from the Rock and Gem Show in Springfield Illinois
- 6 Michigan Man Discovers Strange Glowing Rocks In The Upper Peninsula
- 7 - 8 Bench Tips
- 9 Upcoming Events

Meetings are held the first Sunday of each month  
at 2:00 PM  
at 201 W. Main St., Morenci, MI 49256

## President's Tidings



Well, where did the summer go? Seems like it was just spring a few weeks ago but looked out the window to see white flakes falling, so I guess summer is over and time to retire to the work shop or club house to make some nice things. Well, most of you can. I have to make mine again but that's ok. Have a nice space in the basement to set up the grinder and planning on a space to silversmith.

What a summer for the club! Shows were great and the bank account shows all the hard work that everyone has done. Thanks, everyone, for the great job!

The last meeting, we had nominations for the officers and everyone was re-nominated. This meeting will be election of officers and a cookie exchange, so bring your favorite goodies!

We also planned a dinner at the Family Kitchen restaurant for Dec 16 th at 1:00 Kids party will be Dec15 at 12:00 at the club house, so hope to see everyone there. Family Kitchen restaurant is at the corner of 223 and Treat Hwy here in ADRIAN.

Hope to see everyone at the meeting!

Sherm



## Secretary's Scoop



The November 4, 2018 meeting of the State Line Gem and Mineral Society was called to order by president Sherm at 2:12 PM. Eddie gave the invocation followed by the pledge of allegiance.

Secretary's report - Secretary Richard read the secretary's report and Doris had one correction. The report incorrectly stated voting would be held at the November meeting but the voting will actually take place at the December meeting. Judy reported that the October newsletter would be delayed because our editor was having some computer problems. Carl made a motion to accept the secretary's report with the one correction, seconded by Doris. The motion passed with all in favor.

Treasurer's report – Doris reported that she paid the Nexicom (our club website) bill, rent and utilities. She also reported on the Appleumpkin receipts along with dues collected so far. Our treasury is in good shape and she anticipates that we will be in good shape going into next year. Linda Miller made a motion to accept the treasurer's report, seconded by Jan and passed with all in favor.

Old business – Glenda introduced Laura Blaker from St. Vincent De Paul thrift shop in Fayette, Ohio. Laura explained that her shop sponsored a toy give-away on the first and second Thursdays in December where, for a \$1.00 donation, adults can come in and choose whatever they need for their families. She expects 500 or more customers to take advantage of this service so donations of toys and/or cash will be greatly appreciated. Some of our club members brought toys to donate and we are all encouraged to bring more donations for the December meeting. Gently used toys can bring the joy of Christmas to families who may otherwise not be able to afford such gifts.

Eddie stated that the nomination committee only had one position to verify, that of vice president. He asked Glenda if she would continue in the position of vice president. She agreed to fill the position for one more term.

Doris read an email she received from Joel Rodriguez thanking the club for our participation in Art-A-Licious.. We will be looking for volunteers for September 20<sup>th</sup> and 21<sup>st</sup> 2019. Discussion drifted into next year's Appleumpkin festival scheduled for October 12<sup>th</sup> and 13<sup>th</sup> 2019. Judy and Phyllis agreed that we should again have two booths for next year.

Doris reported that our October 27<sup>th</sup> work party was successful in organization and clean up in the clubhouse. Doris found the two tent sides that were missing at the last two events and they were put in the side of the tent pocket. She also mentioned that Richard had donated a set of tie down straps for the tent weights. Doris thanked all who helped and got the job done in record time.

Sunshine committee – Jan reported that she sent a get well card to Dottie Pickle who had heart surgery. We wish her a speedy recovery. Please keep her in your prayers.

Midwest Federation Convention – Steve reported on his experiences as club representative at the convention which was held at the Illinois State Fairgrounds. He enjoyed the rock show and noted that there was a two minute time limit for delegates to speak at the convention but the limit was not closely

---

## Secretary's Scoop

Cont. from page 2

monitored. One of the topics of discussion centered around the Federation's plan to update their technology and bring member clubs to the present levels of innovation. The Federation plans to give away VCR tapes, projectors, recorded programs etc. and possibly replace them with the internet enabled media such as Facebook or streaming of programs. Steve also noted that some of the competitions could use more applicants. It seemed that there were only a few clubs who applied (and won) competitions. Sherm and Glenda thanked Steve for his report and for representing our club at the convention.

Doris stated that Dues were due in January but some members pay their dues early. She expressed the need for receipts so that she can prepare for the upcoming audit. She is also looking for someone to volunteer to do the auditing.

Glenda reported that she ordered new name tags for members who have paid for them and let her know how they wanted their name to appear in the name tags. She also checked into the dinosaur costume discussed at last month's meeting but found it was no longer available.

Linda Miller reported that she found 6 foot display racks at \$4.00 each. Hooks were also available as well as other size racks. Doris suggested that the committee responsible for coordinating a professional look for our shows should meet and make decisions about what to purchase for the club.

Glenda brought her ultra violet flashlight and a couple of rocks she had at home which had some fluorescent properties. She will look into a trip up north to look for Yooperlites. Since such a trip would be scheduled after dark, it would be nice to have relatively warm weather for completion. Glenda reiterated that she plans a trip to Indiana in June and a trip to Flint Ridge in July of next year.

New Business - Glenda asked for suggestions for where we would like to have our holiday party dinner. After some discussion, the club decided on the Family Kitchen, at the corner of Treat Hwy. and US 223 in Adrian. The date will be December 16<sup>th</sup> at 1:00 PM.

Glenda wants a count of how many plan to attend the kids holiday craft party at the clubhouse on December 15<sup>th</sup> at 12:00 noon. So far there have been 17 who expressed an interest in attending.

Judy requested some clarification on how the club could make sure that they are able to use credit cards at our functions when Richard or Doris are not available. Richard explained that anyone with a smart phone could use the square reader but they would have to download the app to their phone first. Charlene stated that she would give the club her square reader because she no longer needs it. Richard stated that the swipe type readers were free but most cards now have the chip embedded in the card and you need a special reader to process the chip cards. Those readers used to cost \$25.00 but he was not sure of the current cost. (I checked on line and the current price is \$35.00 plus tax) Doris volunteered Richard to order the EMV chip reader and show other members how to use it. Linda Miller made a motion to have Richard purchase an EMV chip reader for the club from Square, seconded by Phyllis. The motion passed with all in favor.

**A REMINDER TO BRING COOKIES FOR THE COOKIE EXCHANGE TO THE DECEMBER MEETING.**







Ray made a motion to adjourn the meeting, seconded by Glenda and passed with all in favor so that we could get started with the silent auction where we all had a lot of fun.

Respectfully submitted by Richard Brzezicki

# *Photos from the Rock and Gem Show in Springfield Illinois with Steven Nichols*

(Taken by Hanni Nichols)



## *Michigan Man Discovers Strange Glowing Rocks In The Upper Peninsula*

A Michigan man made the discovery of a lifetime when he stumbled on glowing rocks on the beaches of Lake Superior. The rocks, which he named "Yooperlites" emit an eerie glow, appearing to be partially molten rock.


Rintamaki, a gem and mineral dealer, made this discovery after hunting for rocks in Michigan's Upper Peninsula, bringing with him a black light. The black light helps illuminate the glowing rocks, which he says litter the Lake Superior beach.

Rintamaki self-named the rocks "Yooperlites" in honor of the endearing nickname "Yooper" for people who live in Michigan's Upper Peninsula.



The Yooperlites were investigated by both Michigan Tech University and the University of Saskatchewan. They determined the rocks are "syenite clasts containing fluorescent sodalite." To break this down, the rock is made up of fragments of coarse-grained igneous rocks, with a similar composition to granite. What makes these rocks special is the inclusion of fluorescent sodalite.

The mineral sodalite will fluoresce under longwave ultraviolet illumination, creating the glowing yellowish orange veins of Yooperlites. Scanning Electron Microscope (SEM) analysis at Michigan Technological University confirmed the fluorescent mineral is sodalite. While syenites are common in Michigan, these are the first documented sodalites found in the state of Michigan.



The research team believes the Yooperlites are not native to Michigan but were originally sourced from the Coldwell Alkaline Complex in Ontario, Canada. The Yooperlites were then likely transported south via continental glaciation and made their way into Lake Superior. Sodalite was first discovered in Greenland in 1811 but became popular after the gemstone was found in Ontario, Canada in 1891. The mineral is a deep blue color and visually looks similar to lazurite and lapis lazuli.

Since discovering Yooperlites Rintamaki has upgraded his UV light equipment and now books tours to help people find their own Yooperlite on Michigan's shores in addition to selling them on eBay. Rintamaki hopes that he can bring people from around the world and of all ages to discover Yooperlites and other incredible rocks and minerals that are found along Michigan's shores.

---

# *Bench Tips*

by Brad Smith  
TAKE A BETTER PHOTO

Most digital cameras these days have the ability to take a good picture of your small jewelry items, but set-up is important. There are four major items to control - background, lighting, camera motion, and focus control.

Lightly colored papers from an art store make reasonable starter backgrounds. Try experimenting with other products later like glass or colored plastics. Avoid fabrics because the weave can often be distracting at high magnification.

Outside lighting is the easiest. In fact for close-ups, flash never works well. Turn off your camera's flash. Choose a bright but overcast day or a lightly shaded area when the sun is full. For inside use, two gooseneck desk lamps can be used with 75 watt bulbs. Whatever you use, be sure to set the camera to match the type of lighting you use or else the colors will be off.

You'll be shooting up close, so turn on the Macro mode. Now at this range, if the camera moves even a little bit during the shot, the picture will be blurry, so it's essential to use a tripod. Used ones are available inexpensively from eBay, yard sales or some camera shops. And even with a tripod, I put the camera on the self-timer mode so that any vibration from when you click the button settles down before the camera takes a picture.

In order to get the largest part of your jewelry in focus, you have to close the lens down to the minimum aperture (highest F-Stop number). This is done by taking the camera off of "Auto" mode and selecting Aperture Priority, usually denoted by "Av" and then setting the aperture to the largest number, which is F-8 on my camera. You'll probably have to get out the book or go back to the store to ask how to do this, but it's really worth it.

That's it. In recap, here are the camera settings I use:

- Set the lens to Macro for a close-up shot.
- Turn the camera's flash off.
- Move the camera in close enough for the item to cover at least  $\frac{3}{4}$  of the frame.
- Look for adverse reflections from the jewelry surface.
- Try to minimize reflections with changes of light position, camera angle, or white background paper.
- Carefully check for any fingerprints or dust that might be on the piece.
- Make any final tweaks with light and arrangement.

---


**Bench Tips**

Cont. from page 6

- Select "Av" for aperture priority mode.
  - Set the lens opening to the highest number to get the maximum depth of field.
  - Set the lighting to match what you're using (daylight, overcast, light bulb, fluorescent, etc).
  - Set the timer for delayed shooting, either 2 seconds or 10 seconds, to avoid camera movement. The delay also gives you time to hold up a piece of white paper to adjust lighting or reduce any final reflections.
  - Set the image size to the maximum resolution. You can size it down later, but you can never increase it.
  - Take the shot.
- 

With the holidays coming up soon, what better gift for a friend than a book chock full of skills and ways to solve common problems. Here's a few to look at:

Bench Tips for Jewelry <http://amzn.to/1Z6hQ06>  
More Bench Tips <http://amzn.to/2KCygh4>  
Broom Casting <http://amzn.to/1Z6hYws>  
Making Design Stamps <http://amzn.to/2fvf58T>  
Accessories for Foredom <http://amzn.to/2fwxuaT>



Discover New Jewelry Skills With Brad's "How To Do It" Books  
[Amazon.com/author/bradfordsmith](https://www.amazon.com/author/bradfordsmith)



---

## *Upcoming Events*

**Sunday, Dec. 2, 2018**  
**State Line Gem & Mineral Society**  
monthly meeting  
**2:00 p.m.**  
201 W. Main St.  
Morenci, MI 49256

**Cookie Exchange!**  
**Bring your goodies!**





# Rock Trails

Sandy Gerhart, Editor  
704 W. US Hwy 223, #205  
Adrian, MI 49221

Meetings are held the  
first Sunday of each month  
at 2:00 PM  
at 201 W. Main St.,  
Morenci, MI 49256

